



گفتگوی ملل



PHONICS

1



Letter combinations



www.goftogooyemelal.ir





عنوان کتاب: **Phonics 1**

تالیف و گردآورنده: **فائزه بهرامی**

تصویر جلد: **سامان سلیمانی**

ناظر کیفی: **شیما یوسفی**

تهیه کننده: **آموزشگاه زبان گفتگوی ملل**



با سلام و عرض ادب خدمت اولیای گرامی
مطالب ذیل، مباحث آموزشی در طی کلاس می باشد:

اعداد از 0 تا 10

آموزش حروف S, A, T, I, P, N

کلمات Tricky مثل: a, is, I, one

فلش کارت ها و جمله سازی با حروف و کلمات جدید

برای پیشرفت هر چه بیشتر زبان آموزان عزیز، تمرین روزانه در منزل امری بسیار مهم است. از فرزندتان بخواهید تکالیف هر جلسه را قبل از فرا رسیدن جلسه بعدی انجام دهد. لطفاً به هیچ عنوان در منزل لغات یا جملات را برای زبان آموز به زبان فارسی ترجمه نفرمایید، بلکه از تصاویر کتاب و یا اشیای اطراف برای تفهیم استفاده نمایید.

در پایان ترم انتظار می رود زبان آموز در مورد موضوعات طبقه بندی شده این کتاب (بخش speak time) و موارد مطرح شده در ترم های قبل، به زبان انگلیسی صحبت کرده و تعامل برقرار کند.





Phonics 1A

My name is _____



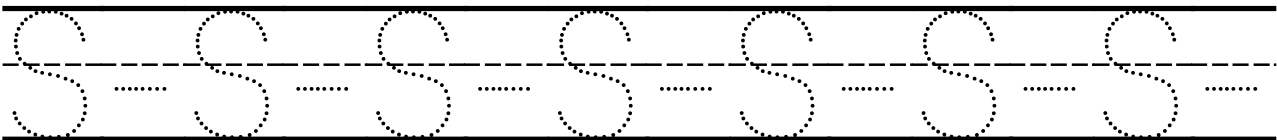

My name _____

My _____


Whenever snake is scared or frightened he makes himself into an s shape and hisses ssssss.

S s

snake



snake



spider



spoon



sunflower



sun



star






socks



snail

▶ Color the animals.





▶ Let's sing a song!

S (Tune: *The Farmer in the Dell* Track 1)

The **s**nake is in the grass.
The **s**nake is in the grass.
/sss!/ /sss!
The **s**nake is in the grass.




Action: Weave your hand in an 's' shape, like a snake, and say ssssss.



▶ Write capital and small S.

▶ What color is strawberry? Color.



Speak time

What's your name?


What's your last name?

How old are you?




Are you a boy or a girl?

Are you fat or thin?


Are you tall or short?




▶ What color are these pictures?




▶ Write the beginning sound.












▶ ONE

 1-1-1-1-1-1-1-1-1-1-



▶ Color the different one:

1-1-1

1



2



3




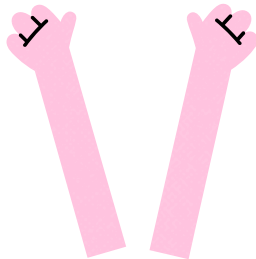

Parts of body

Head
Shoulders
Knees and toes

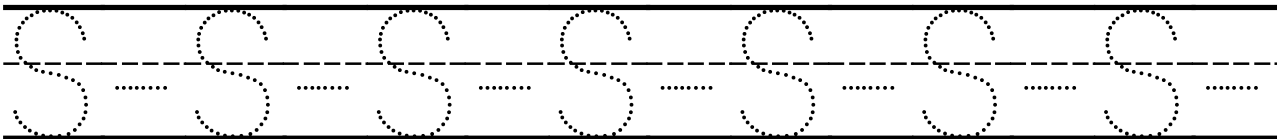
Eyes and ears and
mouth and nose



▶ Show me:



▶ Write.



▶ TWO

2-2-2-2-2-2-2-2-2-2

Speak time

Classroom rules:

Draw 😊 for things you do.


Draw ☹️ for things you do not.



Raise your hand
before talking




Push friends




Shout



Run in the class



Listen carefully

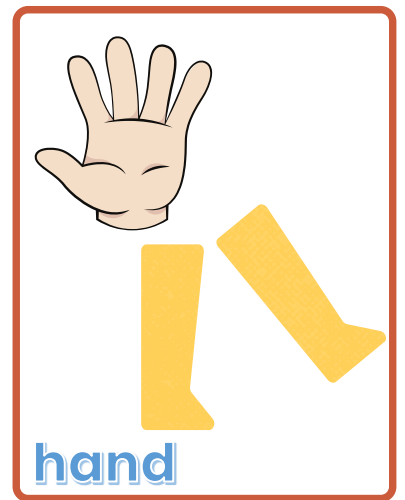



Share snacks

Color these pictures blue.



Make a circle.



Sing a rainbow.



A a


apple

jam

man

hat

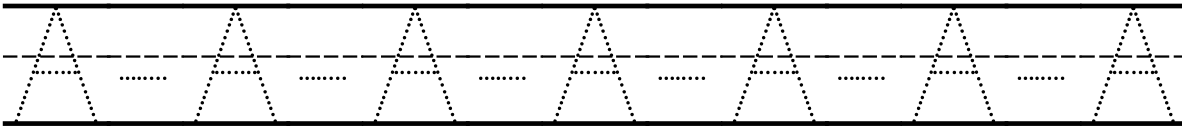
a



ants




Action: Wiggle finger above elbow as if ants crawling on you and say a, a, a.




ant



apple



arrow




alligator



apple pie

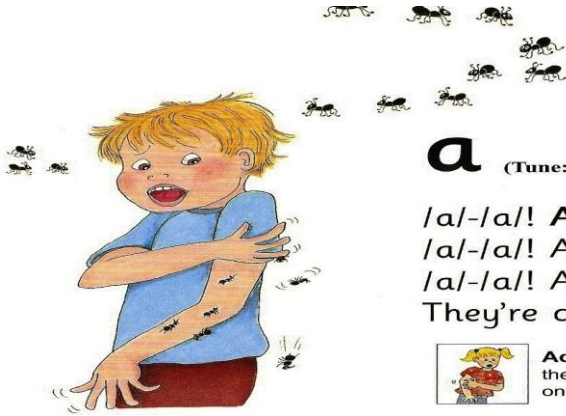


apple tree



astronut

▶ Let's sing a song!



a (Tune: *Skip to My Lou* Track 2)

/a/-/a/! Ants on my arm.
/a/-/a/! Ants on my arm.
/a/-/a/! Ants on my arm.
They're causing me alarm.



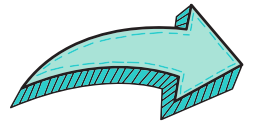
Action: Wiggle your fingers above the elbow, as if ants are crawling on you, and say *a, a, a!*

▶ Write the beginning sound.

















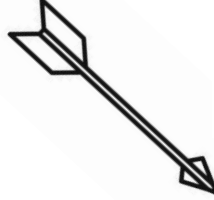





▶ **THREE**

 3-3-3-3-3

▶ Color the flashcards which begin with "A".



▶ Try to write letters.

S - S -

s -

A - A

a - a -

1 -


2 -

3 -


▶ Circle around the beginning sound.



Aa Ss




Aa Ss



Aa Ss



Aa Ss





Aa Ss



Aa Ss


▶ Count and write.




▶ FOUR

4-4-4-4-4-4

Feelings




Now show me you are:




angry



sad




hot



happy



scared




sa





sa - sa - sa - sa - sa - sa


▶ Write the beginning sound.


















▶ Count.





Write.

Ss - Ss - Ss


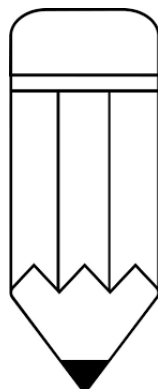

Aa - Aa - Aa


sa - sa - sa - sa - sa

1-2-3-4 1-2-3-4

1- -3- -2- -4

Color these pictures green.






t

(Tune: *The Muffin Man* Track 3)

When I watch the tennis game,

/t/-/t/-/t/,


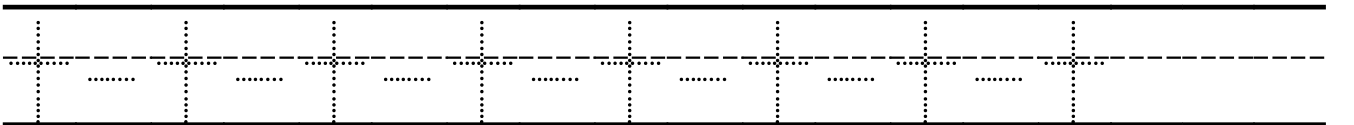
/t/-/t/-/t/...



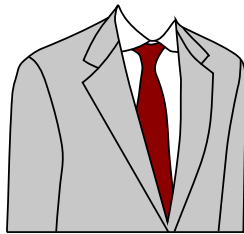
...when I watch the tennis game,
my head goes back and forth.



Action: Turn your head from side to side, as if you are watching tennis, and say *t, t, t, t*.



turtle



tie



teddy



tent



tiger



toes

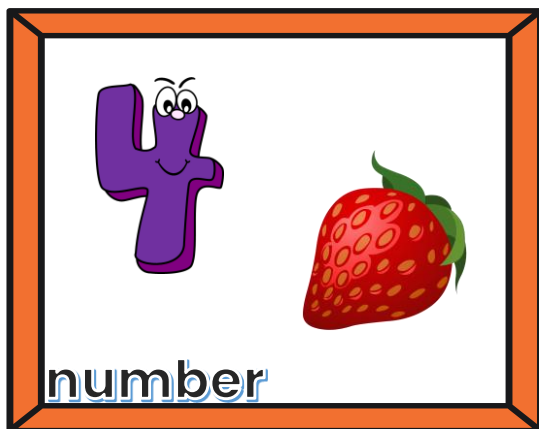
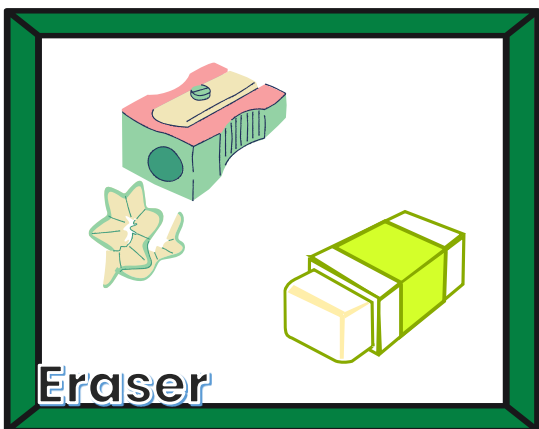




tap

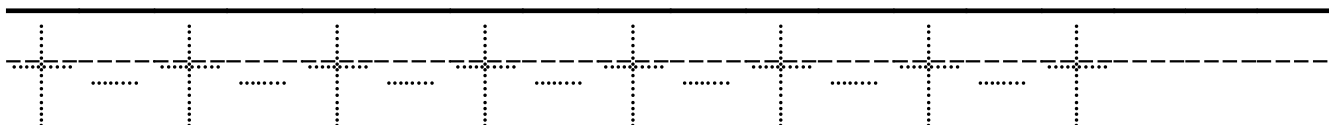
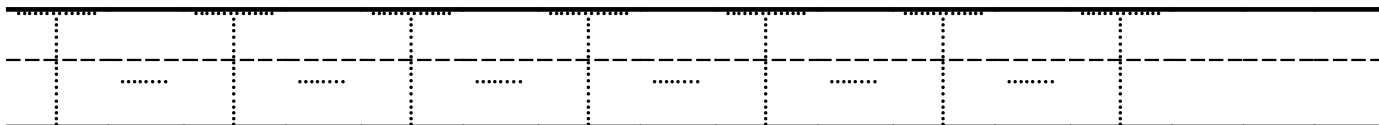


television

▶ Draw a circle around the:




▶ Write.



FIVE

5-5-5-5-5-

Look and circle the beginning sound.



Aa Ss Tt




Aa Ss Tt



Aa Ss Tt



Aa Ss Tt



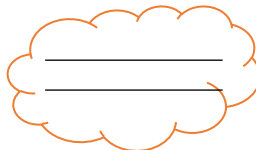
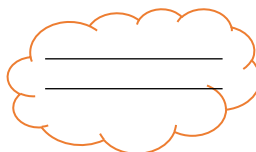
Aa Ss Tt

Read and write.


sa sat ta tas tat

sa sat ta tas tat

▶ Tricky word.




▶ Write the beginning sound.
















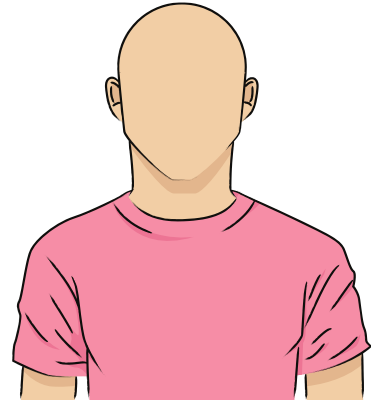



▶ Write numbers.



1-2-3-4-5

1-2-3-4-5

▶ Draw a face.



▶ What color are these pictures?



▶ Dictation at home.



Speak time

Activities
in the morning



get up



make the bed



wash my hands/face



brush teeth



brush hair



eat breakfast


▶ Read and write.

sa sat ta tas tat

▶ Tricky word.




is




▶ Dictation at home.





SIX

 6-6-6-6-6-


 Complete.





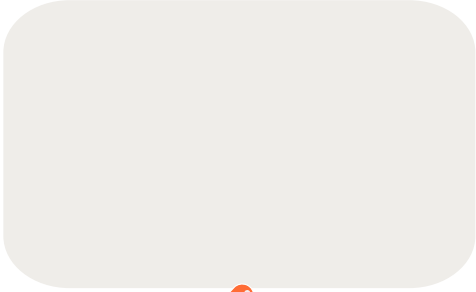













▶ Write or draw.



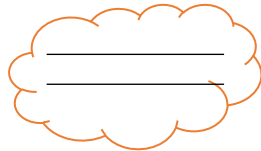
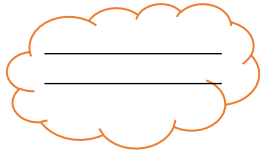
1



6



3



Write the beginning sound.


























Write numbers.

1-2-3-4-5-6



Read and write.

sa-sa-sa-sa-sa-sa

sat-sat-sat-sat


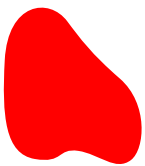
tas-tas-tas-tas-

at-at-at-at-at-at

tat-tat-tat-tat



Sing a rainbow.





Phonics 1B

My name is _____

My name _____

My _____

Speak time

What's your name?



What's your last name?




How old are you?



Are you a boy or a girl?

Are you fat or thin?

Are you tall or short?



What's your mother's name?

What's your father's name?

How many brothers/sisters do you have?

what's your favorite animal?

What's your favorite color?

What's your favorite fruit?



▶ Color the animals that can:




1

jump




2

swim




3


fly





▶ Write the beginning sound:













▶ Dictation at home.




▶ Count and write.








▶ SEVEN

 7-7-7-7-7

l i

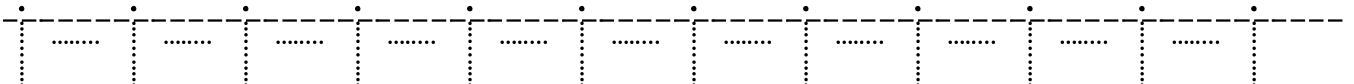
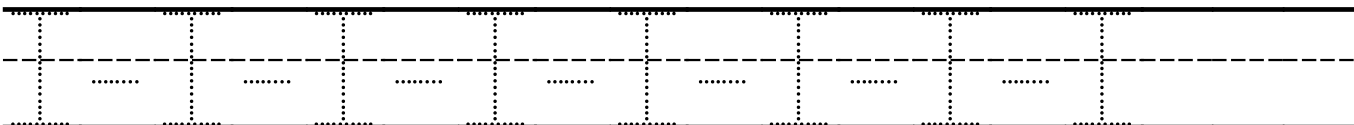
i



ink



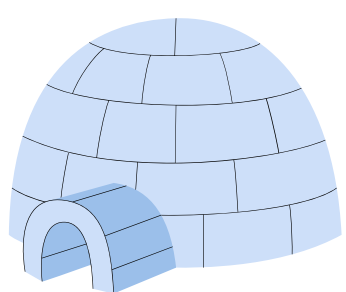
Action: Pretend to be a mouse by wiggling fingers at the end of nose and squeak i, i, i.



Inky mouse



ink




igloo

 Let's sing a song!

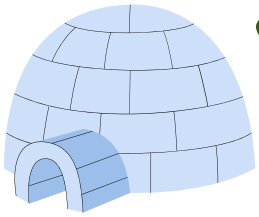
i (Tune: *Hickory Dickory Dock* Track 4)


Inky the mouse is my pet.
 She spilled the ink and got wet.
 The ink it spread
 all over the desk.
 /i/-/i/-/i/-/i/
 - Inky's wet!




Action: Pretend to be a mouse by wiggling your fingers at the end of your nose, like whiskers, and squeak *i, i, i, i*.

 Write the beginning sounds.




















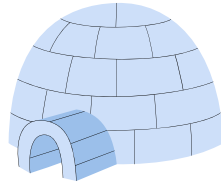





▶ Color the beginning sound.



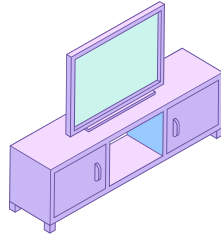
A I S



T I A



T A S

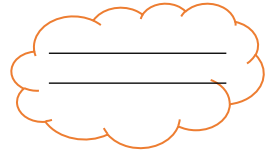
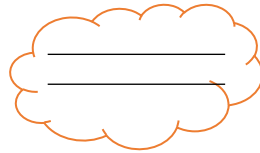


S I T

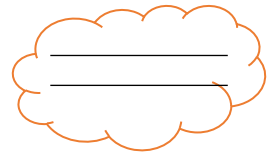
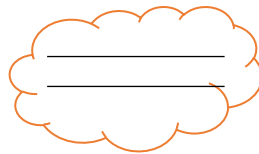
▶ Look and write.



is




a



▶ EIGHT

8-8-8-8-8-


▶ Look and write.



S. .i

It is a .

▶ Now write.



T. .t

It is a .

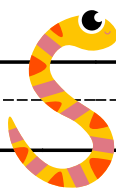
It is a

A. .s

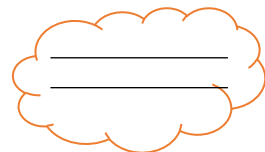
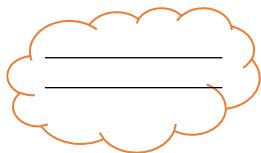



It is a

I. .a



▶ Color the flashcards which begin with i.



1- -3- -5- -7-8

Write the beginning sound then blend the letters.



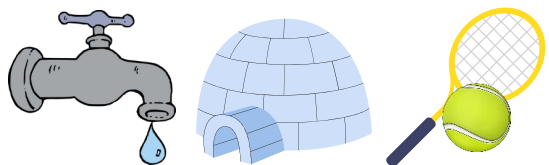
_____ → _____




_____ → _____



_____ → _____




_____ → _____





_____ → _____


Write sentences.

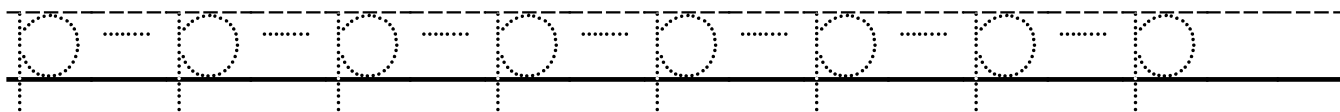
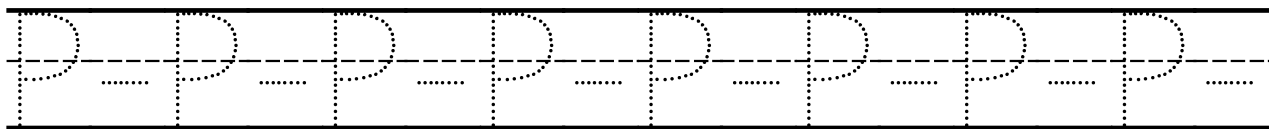
It is a  .

It is a  .


It is a  .

It is a  .

It is a  .




parrot



pen



pig



plane



Pencil



pin



pan



pot

▶ Let's sing a song!

p (Tune: *The Wheels on the Bus*
Track 5)


Puff out the candles
on the pink pig cake.

/p/-/p/-/p/,

/p/-/p/-/p/.

Puff out the candles
on the pink pig cake.


Puff! Puff! Puff!




Action: Hold up your finger, as if it is a candle, and pretend to puff it out, saying *p, p, p, p*.

▶ Write the beginning sound.









▶ Read and write.

pa _____

pi _____

pat _____

pit _____


past _____

It is a tap.





NINE

 9-9-9-9-9-9-9-





Dictation at home.






▶ Look and write.



one



▶ Circle the beginning sound.



P T A

T P A

A P S

T P S

▶ Read and write.

tit





it

past

sat

tap

▶ Write tricky words.



▶ Read and draw a cloud around tricky words.

I sit.



It is one tap.




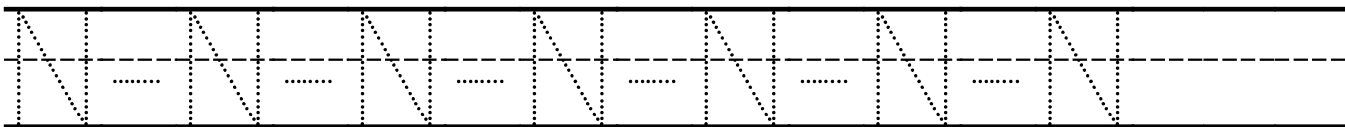
▶ Read and write.

Pat	tap	sit	past	tip
_____	_____	_____	_____	_____
_____	_____	_____	_____	_____
_____	_____	_____	_____	_____

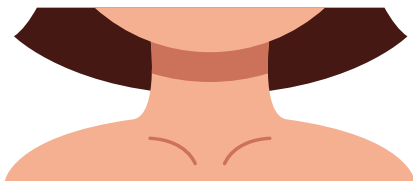
▶ Dictation at home.




N n




nest



neck



net



nose

▶ Let's sing a song!



n (Tune: *Skip to My Lou* Track 6)

Hear the aeroplane,
/nnn!
Hear the aeroplane,
/nnn!
Hear the aeroplane,
/nnn!...
...making lots of **noise**.



Action: Pretend to be a plane,
with your arms out

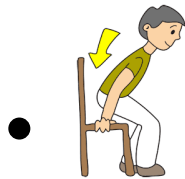
▶ Read and match then complete the sentences.

pan ●




It is an ant. _____

pin ●



I _____

tap ●




It is a _____

sit ●



It _____

ant ●



▶ Write the numbers.

1-2- -4- -6- -8-9

My toys

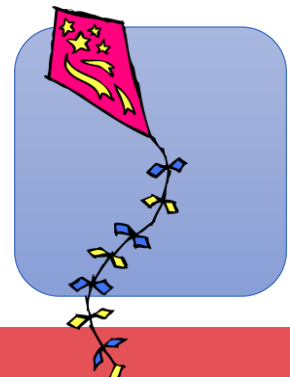

Do you have any toys?

What kind of toys do you have?

What is your favorite toy?

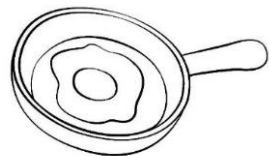

Talk about your favorite toy. (color, size, place)

Do you share your toys with your friends?




▶ Read and color the picture.

It is a pin.



It is an ant.



I sit.



▶ Draw your family member.

Me

Mom



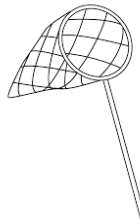

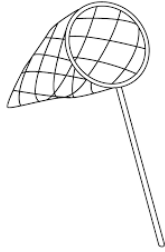

Dad

Sister

Brother



Color the picture begins with a different sound.



Dictation at home.

ZERO

0-0-0-0-0-0-0-0-0

Look at the picture and circle.



Pin pan



an ant



tip tap


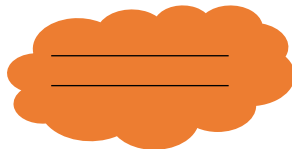
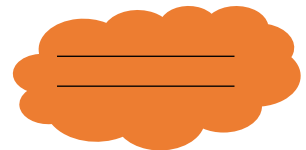
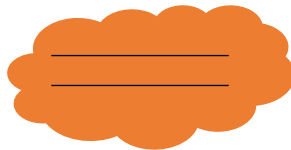


Pan pat



tit sit

Look and write.




TEN

10-10-10-10

Read, write then draw.

It is one pan.

It is an ant.



Look and complete the words.



t__p



p__n



s__t




p__n



an__

▶ Count and write.



4 3



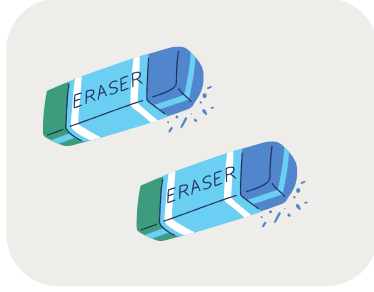
10 9




1 10



7 4



5 2



9 6


▶ Dictation at home.

▶ Read and write.

si sa pi pa na

sit sat pit pass nap

▶ Write the ending sound.



pi__ an__ ta__ pa__ si__

▶ Write the capital forms.

a → _____

i → _____

n → _____

s → _____

t → _____

p → _____



Join the numbers and color.

